




KINGDOM OF CAMBODIA
NATION RELIGION KING



TOURISM STATISTICS REPORT

May 2021

MINISTRY OF TOURISM
NATIONAL INSTITUTE OF TOURISM
TOURISM STATISTICS DEPARTMENT
No. A3, Street 169, Sangkat Veal Vong, Khan 7 Makara, Phnom Penh, Cambodia.
Telegram Chanel: Tourism_Statistics
E-mail: kong@tourism.gov.kh
Website: www.tourism.gov.kh

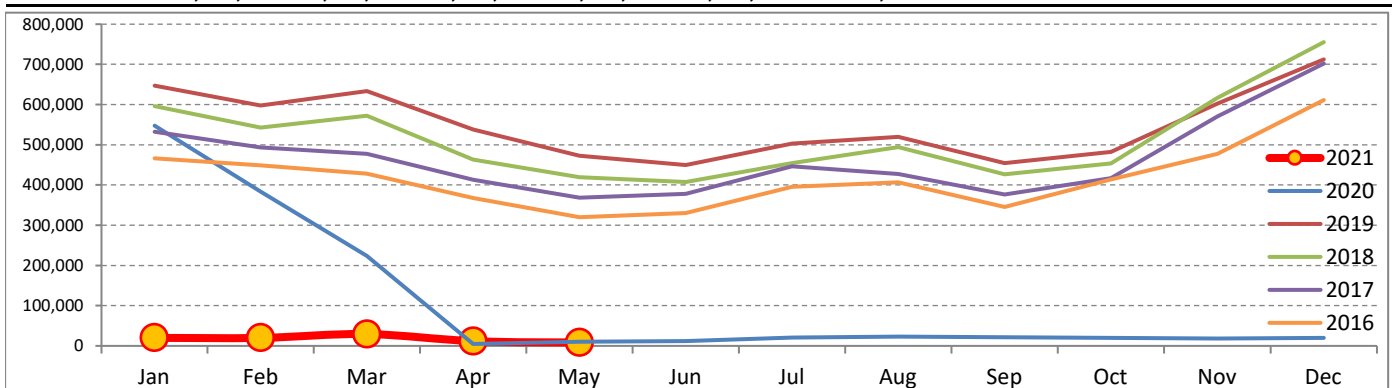
Tourism Highlights

Int'l Tourist Arrivals, Average Length of Stays, Hotel Occupancy & Int'l Tourism Receipts in 1993 - 2020

Years	Int'l Tourist Arrivals		Average Length	Hotel Occupancy	Int'l Tourism Receipts
	Number	Change (%)	of Stays (Days)	(%)	(Million USD)
1993	118,183	-	N/A	N/A	N/A
1994	176,617	49.4	N/A	N/A	N/A
1995	219,680	24.4	8.0	37.0	100
1996	260,489	18.6	7.5	40.0	118
1997	218,843	-16.0	6.4	30.0	103
1998	286,524	30.9	5.2	40.0	166
1999	367,743	28.3	5.5	44.0	190
2000	466,365	26.8	5.5	45.0	228
2001	604,919	29.7	5.5	48.0	304
2002	786,524	30.0	5.8	50.0	379
2003	701,014	-10.9	5.5	50.0	347
2004	1,055,202	50.5	6.3	52.0	578
2005	1,421,615	34.7	6.3	52.0	832
2006	1,700,041	19.6	6.5	54.8	1,049
2007	2,015,128	18.5	6.5	54.8	1,400
2008	2,125,465	5.5	6.7	62.7	1,595
2009	2,161,577	1.7	6.5	63.6	1,561
2010	2,508,289	16.0	6.5	65.7	1,786
2011	2,881,862	14.9	6.5	66.2	1,912
2012	3,584,307	24.4	6.3	68.5	2,210
2013	4,210,165	17.5	6.8	69.5	2,547
2014	4,502,775	7.0	6.5	67.6	2,736
2015	4,775,231	6.1	6.8	70.2	3,012
2016	5,011,712	5.0	6.3	68.9	3,212
2017	5,602,157	11.8	6.6	71.3	3,638
2018	6,201,077	10.7	7.0	72.2	4,375
2019	6,610,592	6.6	6.2	63.5	4,919
2020	1,306,143	-80.2	Jan - Mar: 6.2 Apr - Dec: 30.0	Jan - Mar: 78.9 Apr - Dec: 8.3	1,023

International Tourist Arrivals to Cambodia

Months	2016	2017	2018	2019	2020	2021	Change (%)				
							17/16	18/17	19/18	20/19	2021*/20
Q1	1,342,477	1,502,896	1,711,253	1,877,853	1,155,226	70,901	11.9	13.9	9.7	-38.5	-93.9
Jan	466,086	532,206	596,241	647,206	547,963	20,567	14.2	12.0	8.5	-15.3	-96.2
Feb	448,468	493,316	542,937	597,483	383,863	20,580	10.0	10.1	10.0	-35.8	-94.6
Mar	427,923	477,374	572,075	633,164	223,400	29,754	11.6	19.8	10.7	-64.7	-86.7
Q2	1,018,455	1,159,783	1,290,407	1,460,621	27,600	20,695	13.9	11.3	13.2	-98.1	
Apr	367,684	412,925	463,423	537,656	4,841	11,938	12.3	12.2	16.0	-99.1	146.6
May	320,601	368,809	419,171	472,952	10,475	8,757	15.0	13.7	12.8	-97.8	-16.4
Jun	330,170	378,049	407,813	450,013	12,284		14.5	7.9	10.3	-97.3	
Q3	1,147,483	1,250,082	1,374,373	1,475,832	64,854	0	8.9	9.9	7.4	-95.6	
Jul	395,761	446,627	454,056	502,421	20,689		12.9	1.7	10.7	-95.9	
Aug	406,214	427,224	494,043	519,502	23,028		5.2	15.6	5.2	-95.6	
Sep	345,508	376,231	426,274	453,909	21,137		8.9	13.3	6.5	-95.3	
Q4	1,503,297	1,689,396	1,825,044	1,796,286	58,463	0	12.4	8.0	-1.6	-96.7	
Oct	414,077	417,039	453,370	481,782	20,210		0.7	8.7	6.3	-95.8	
Nov	477,686	570,471	616,549	602,042	18,184		19.4	8.1	-2.4	-97.0	
Dec	611,534	701,886	755,125	712,462	20,069		14.8	7.6	-5.6	-97.2	
Total	5,011,712	5,602,157	6,201,077	6,610,592	1,306,143	91,596	11.8	10.7	6.6	-80.2	-92.2



Source: Tourism Statistics Department, MOT.

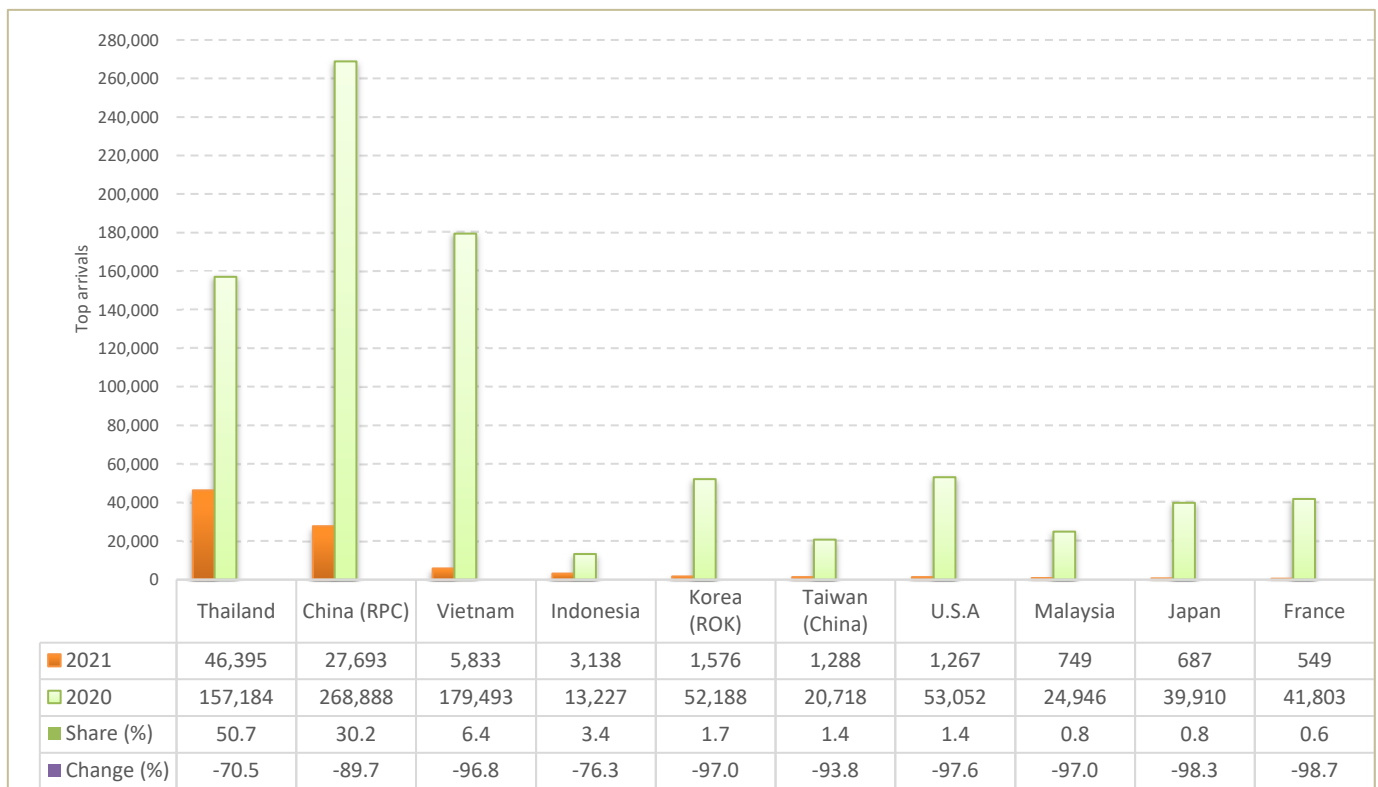
CAMBODIA: TOURISM STATISTICS REPORT IN THE FIRST FIVE MONTHS 2021

I. INBOUND TOURISM

1. International tourist arrivals in January - May 2021

	Inbound tourism			Share (%)	Change (%)	
	2019	2020	2021	2021*	20/19	2021*/20
Air	2,018,935	674,574	41,911	45.8	-66.6	-93.8
Phnom Penh Int'l Airport (PNH)	923,771	374,260	34,468	37.6	-59.5	-90.8
Siem Reap Int'l Airport (REP)	846,267	240,849	4	0.0	-71.5	-100.0
Kong Keng (KOS)	248,897	59,465	7,439	8.1	-76.1	-87.5
Land and Waterways	869,526	495,968	49,685	54.2	-43.0	-90.0
Land	785,774	444,479	49,683	54.2	-43.4	-88.8
Waterways	83,752	51,489	2	0.0	-38.5	-100.0
Total	2,888,461	1,170,542	91,596	100.0	-59.5	-92.2

2. Top ten markets arrivals in January - May 2021



II. OUTBOUND TOURISM

Outbound tourism in January - May 2021

	Outbound tourism			Change (%)	
	2019	2020	2021	20/19	2021*/20
Cambodia Outbound Tourists	660,364	309,431	8,649	-53.1	-97.2
International Tourists Departure	2,169,029	1,206,438	97,789	-44.4	-91.9

III. INTERNAL TOURISM

Domestic and foreign visitors' arrivals to the regions in January - May 2021

	January - May 2020		January - May 2021		Change 2021*/20 (%)	
	KHM	FOR	KHM	FOR	KHM	FOR
Phnom Penh	778,746	784,449	381,673	75,057	-51.0	-90.4
Siem Reap Angkor	165,561	386,093	116,875	4,774	-29.4	-98.8
Coastal Zone	1,117,917	293,967	921,546	45,718	-17.6	-84.4
Preah Sihanouk	266,917	181,093	533,966	38,631	100.0	-78.7
Eco-tourism Zone	167,847	20,666	149,835	2,233	-10.7	-89.2
Total	2,230,071	1,485,175	1,569,929	127,782	-29.6	-91.4

Note:

KHM: Cambodia visitors

FOR: Foreign visitors

Source: Tourism Statistics Department, MOT.

International Tourist Arrivals to Cambodia by Country of Residence in January - May 2021

(by all means of transportation)

Regions Country of Residence	2020	2021			Total	Female	Share	Change
		Purposes of Visit					2021*	2021*/20
		Holiday	Business	Others			(%)	(%)
Grand Total	1,170,542	44,969	43,847	2,780	91,596	10,727	100.0	-92.2
Asia and the Pacific	864,713	44,846	42,069	1,717	88,632	9,650	96.8	-89.8
ASEAN (Southeast Asia)	437,066	44,536	10,930	1,323	56,789	3,887	62.0	-87.0
Brunei Darussalam	144	0	0	0	0	0	0.0	-100.0
Indonesia	13,227	33	3,100	5	3,138	604	3.4	-76.3
Lao PDR	34,288	0	33	0	33	6	0.0	-99.9
Malaysia	24,946	59	668	22	749	120	0.8	-97.0
Myanmar	2,960	19	81	2	102	40	0.1	-96.6
Philippines	14,370	54	296	18	368	149	0.4	-97.4
Singapore	10,434	9	156	6	171	39	0.2	-98.4
Thailand	157,184	44,333	814	1,248	46,395	1,077	50.7	-70.5
Timor Leste	20	0	0	0	0	0	0.0	-100.0
Vietnam	179,493	29	5,782	22	5,833	1,852	6.4	-96.8
Northeast Asia	382,299	271	30,700	292	31,263	5,625	34.1	-91.8
China	268,888	144	27,423	126	27,693	4,855	30.2	-89.7
Hong Kong (China)	271	0	3	0	3	1	0.0	-98.9
Japan	39,910	3	658	26	687	154	0.8	-98.3
Korea (ROK)	52,188	46	1,405	125	1,576	363	1.7	-97.0
Macau (China)	30	0	0	0	0	0	0.0	-100.0
Mongolia	294	3	11	2	16	0	0.0	-94.6
Taiwan (China)	20,718	75	1,200	13	1,288	252	1.4	-93.8
Southern Asia	17,190	35	289	10	334	58	0.4	-98.1
Afghanistan	47	0	1	0	1	0	0.0	-97.9
Bangladesh	1,609	0	42	4	46	6	0.1	-97.1
Bhutan	42	0	1	0	1	0	0.0	-97.6
India	12,694	9	132	2	143	35	0.2	-98.9
Iran	284	9	8	0	17	1	0.0	-94.0
Nepal	673	0	10	2	12	2	0.0	-98.2
Pakistan	1,101	0	24	0	24	4	0.0	-97.8
Srilanka	740	17	71	2	90	10	0.1	-87.8
Oceania	27,676	4	148	91	243	80	0.3	-99.1
Australia	23,259	3	126	55	184	61	0.2	-99.2
Fiji	73	0	0	0	0	0	0.0	-100.0
New Zealand	4,344	1	22	36	59	19	0.1	-98.6
Other Asia & the Pacific	482	0	2	1	3	0	0.0	-99.4
Europe	221,500	66	1,039	267	1,372	502	1.5	-99.4
Northern Europe	60,925	7	247	16	270	87	0.3	-99.6
Denmark	4,316	1	22	2	25	9	0.0	-99.4
Finland	2,077	0	5	2	7	4	0.0	-99.7
Iceland	225	0	0	0	0	0	0.0	-100.0
Ireland	2,581	0	13	0	13	2	0.0	-99.5
Norway	2,774	0	4	1	5	1	0.0	-99.8
Sweden	4,657	0	22	3	25	6	0.0	-99.5
United Kingdom	44,295	6	181	8	195	65	0.2	-99.6
Western Europe	88,622	41	568	237	846	316	0.9	-99.0
Austria	3,523	0	7	1	8	1	0.0	-99.8
Belgium	4,186	2	21	6	29	12	0.0	-99.3
France	41,803	28	330	191	549	215	0.6	-98.7
Germany	26,951	10	143	17	170	53	0.2	-99.4
Luxembourg	184	0	0	0	0	0	0.0	-100.0
Monaco	27	0	0	0	0	0	0.0	-100.0
Netherlands	6,435	0	38	6	44	15	0.0	-99.3
Switzerland	5,513	1	29	16	46	20	0.1	-99.2
Central / Eastern Europe	43,880	10	124	6	140	60	0.2	-99.7
Bulgaria	930	0	5	0	5	4	0.0	-99.5
Czech Republic	2,324	0	8	1	9	7	0.0	-99.6
Estonia	530	0	0	0	0	0	0.0	-100.0
Hungary	2,779	0	7	0	7	2	0.0	-99.7
Kazakhstan	619	1	12	0	13	6	0.0	-97.9
Kyrgyzstan	141	0	0	0	0	0	0.0	-100.0
Latvia	368	0	1	0	1	1	0.0	-99.7
Lithuania	944	0	0	0	0	0	0.0	-100.0
Poland	7,566	0	18	1	19	5	0.0	-99.7
Romania	1,318	1	9	1	11	8	0.0	-99.2
Russian Federation	21,834	2	39	2	43	18	0.0	-99.8
Slovakia	1,140	2	14	0	16	3	0.0	-98.6
Ukraine	3,112	3	8	1	12	5	0.0	-99.6
Uzbekistan	275	1	3	0	4	1	0.0	-98.5
Southern Europe	20,735	5	79	8	92	30	0.1	-99.6
Croatia	554	0	5	0	5	3	0.0	-99.1
Greece	561	0	3	0	3	0	0.0	-99.5

Source: Tourism Statistics Department, MOT.

International Tourist Arrivals to Cambodia by Country of Residence in January - May 2021

(by all means of transportation)

Regions Country of Residence	2020	2021					Share 2021* (%)	Change 2021*/20 (%)
		Purposes of Visit			Total			
		Holiday	Business	Others	Male	Female		
Grand Total	1,170,542	44,969	43,847	2,780	91,596	10,727	100.0	-92.2
Italy	10,963	1	37	6	44	10	0.0	-99.6
Malta	126	0	0	0	0	0	0.0	-100.0
Portugal	1,752	1	8	1	10	4	0.0	-99.4
Serbia	515	0	5	0	5	1	0.0	-99.0
Slovenia	524	1	4	0	5	1	0.0	-99.0
Spain	5,740	2	17	1	20	11	0.0	-99.7
East Mediterranean Europe	7,101	3	20	0	23	9	0.0	-99.7
Israel	4,799	1	4	0	5	0	0.0	-99.9
Turkey	2,302	2	16	0	18	9	0.0	-99.2
Other Europe	237	0	1	0	1	0	0.0	-99.6
Americas	79,989	25	626	781	1,432	538	1.6	-98.2
North America	69,756	25	598	777	1,400	529	1.5	-98.0
Canada	15,162	3	68	49	120	45	0.1	-99.2
Mexico	1,542	2	11	0	13	2	0.0	-99.2
United States of America	53,052	20	519	728	1,267	482	1.4	-97.6
Central America	222	0	2	0	2	2	0.0	-99.1
Costa Rica	145	0	0	0	0	0	0.0	-100.0
Honduras	41	0	1	0	1	1	0.0	-97.6
Jamaica	36	0	1	0	1	1	0.0	-97.2
South America	9,879	0	25	4	29	7	0.0	-99.7
Argentina	2,620	0	2	0	2	0	0.0	-99.9
Brazil	3,928	0	14	3	17	4	0.0	-99.6
Chile	1,564	0	1	0	1	0	0.0	-99.9
Colombia	910	0	4	0	4	2	0.0	-99.6
Ecuador	124	0	2	0	2	1	0.0	-98.4
Peru	344	0	0	0	0	0	0.0	-100.0
Uruguay	270	0	1	1	2	0	0.0	-99.3
Venezuela	119	0	1	0	1	0	0.0	-99.2
Other America	132	0	1	0	1	0	0.0	-99.2
Africa	3,115	4	93	9	106	32	0.1	-96.6
North Africa	473	2	4	0	6	4	0.0	-98.7
Morocco	308	2	2	0	4	3	0.0	-98.7
Sudan	39	0	0	0	0	0	0.0	-100.0
Tunisia	126	0	2	0	2	1	0.0	-98.4
Subsaharan Africa	2,605	2	89	9	100	28	0.1	-96.2
Cameroon	81	0	4	0	4	0	0.0	-95.1
Congo	20	0	0	0	0	0	0.0	-100.0
Ghana	252	0	0	0	0	0	0.0	-100.0
Kenya	123	1	4	6	11	4	0.0	-91.1
Liberia	92	0	0	0	0	0	0.0	-100.0
Nigeria	180	0	29	0	29	1	0.0	-83.9
South Africa	1,696	1	43	0	44	17	0.0	-97.4
Tanzania	33	0	0	2	2	0	0.0	-93.9
Uganda	71	0	7	1	8	5	0.0	-88.7
Zimbabwe	57	0	2	0	2	1	0.0	-96.5
Other Africa	37	0	0	0	0	0	0.0	-100.0
Middle East	1,225	28	20	6	54	5	0.1	-95.6
Egypt	278	0	5	1	6	4	0.0	-97.8
Iraq	107	0	0	3	3	0	0.0	-97.2
Jordan	151	0	10	0	10	0	0.0	-93.4
Kuwait	78	1	2	0	3	1	0.0	-96.2
Oman	50	1	0	0	1	0	0.0	-98.0
Palestine	38	0	0	0	0	0	0.0	-100.0
Qatar	17	1	0	0	1	0	0.0	-94.1
Saudi Arabia	89	0	0	0	0	0	0.0	-100.0
Syria	84	1	2	0	3	0	0.0	-96.4
United Arab Emirates	59	24	1	2	27	0	0.0	-54.2
Yemen	250	0	0	0	0	0	0.0	-100.0
Other Middle East	24	0	0	0	0	0	0.0	-100.0

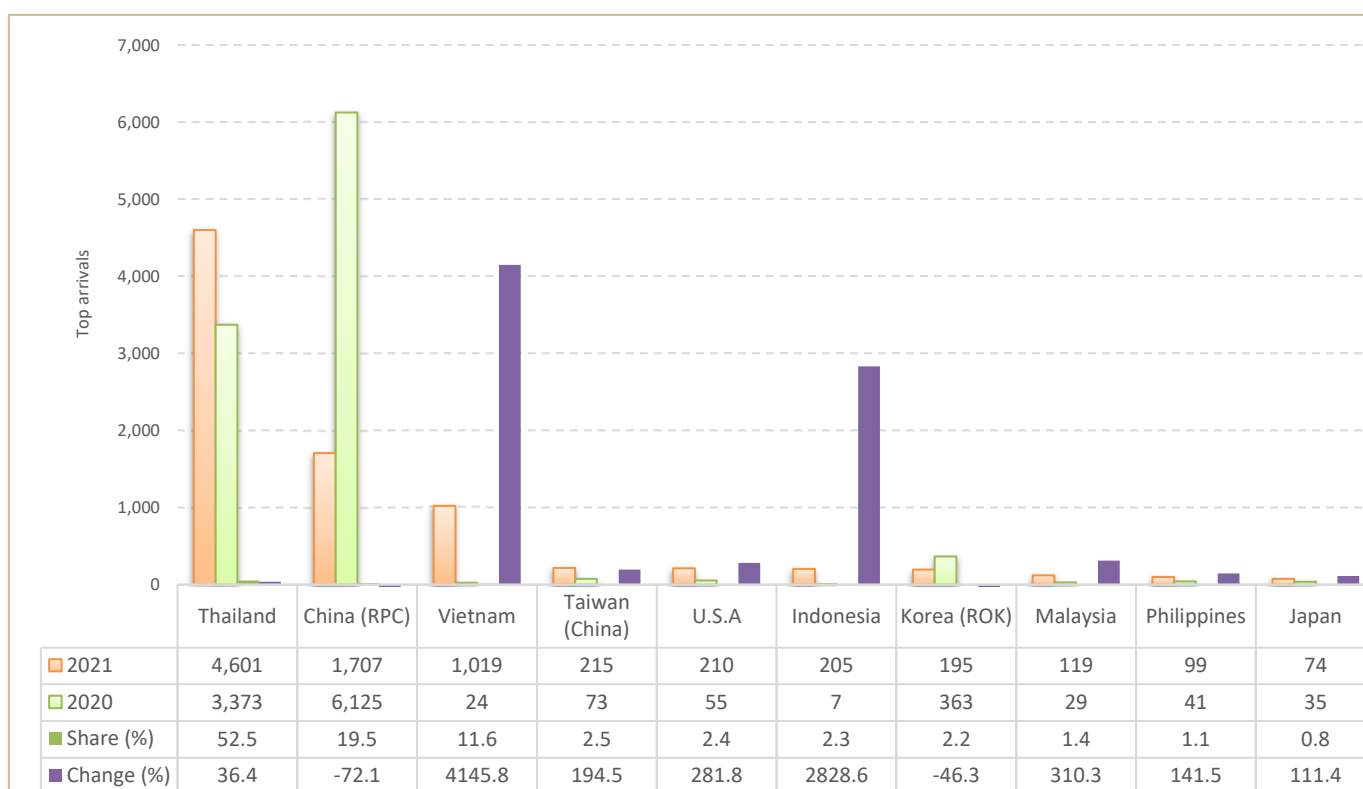
CAMBODIA: TOURISM STATISTICS REPORT IN MAY 2021

I. INBOUND TOURISM

1. International tourist arrivals in May 2021

	Inbound tourism			Share (%)	Change (%)	
	2019	2020	2021	2021*	20/19	2021*/20
Air	342,877	7,187	3,565	40.7	-97.9	-50.4
Phnom Penh Int'l Airport (PNH)	164,985	5,857	3,099	35.4	-96.4	-47.1
Siem Reap Int'l Airport (REP)	116,193	38	2	0.0	-100.0	-94.7
Kong Keng (KOS)	61,699	1,292	464	5.3	-97.9	-64.1
Land and Waterways	130,075	3,288	5,192	59.3	-97.5	57.9
Land	126,213	3,288	5,192	59.3	-97.4	57.9
Waterways	3,862	0	0	0.0	-100.0	
Total	472,952	10,475	8,757	100.0	-97.8	-16.4

2. Top ten markets arrivals in May 2021



II. OUTBOUND TOURISM

Outbound tourism in May 2021

	Outbound tourism			Change (%)	
	2019	2020	2021	20/19	2021*/20
Cambodia Outbound Tourists	182,390	853	1,680	-99.5	97.0
International Tourists Departure	481,321	11,594	17,041	-97.6	47.0

III. INTERNAL TOURISM

Domestic and foreign visitors' arrivals to the regions in May 2021

	May 2020		May 2021		Change 2021*/20 (%)	
	KHM	FOR	KHM	FOR	KHM	FOR
Phnom Penh	117,200	8,699	7,477	3,563	-93.6	-59.0
Siem Reap Angkor	850	1,776	1,620	246	90.6	-86.1
Coastal Zone	76,033	4,043	15,174	1,707	-80.0	-57.8
Preah Sihanouk	8,418	2,823	1,586	1,349	-81.2	-52.2
Eco-tourism Zone	24,896	111	7,099	55	-71.5	-50.5
Total	218,979	14,629	31,370	5,571	-85.7	-61.9

Note:

KHM: Cambodia visitors

FOR: Foreign visitors

Source: Tourism Statistics Department, MOT.

International Tourist Arrivals to Cambodia by Country of Residence in May 2021

(by all means of transportation)

Regions Country of Residence	2020	2021					Share 2021* (%)	Change 2021*/20 (%)
		Purposes of Visit			Total			
		Holiday	Business	Others	Female			
Grand Total	10,475	4,620	3,958	179	8,757	1,140	100.0	-16.4
Asia and the Pacific	10,153	4,607	3,710	38	8,355	1,029	95.4	-17.7
ASEAN (Southeast Asia)	3,503	4,560	1,531	13	6,104	608	69.7	74.3
Brunei Darussalam	0	0	0	0	0	0	0.0	
Indonesia	7	7	198	0	205	45	2.3	2828.6
Lao PDR	1	0	0	0	0	0	0.0	-100.0
Malaysia	29	19	93	7	119	13	1.4	310.3
Myanmar	11	5	27	0	32	8	0.4	190.9
Philippines	41	15	81	3	99	29	1.1	141.5
Singapore	17	0	27	2	29	7	0.3	70.6
Thailand	3,373	4,509	92	0	4,601	131	52.5	36.4
Timor Leste	0	0	0	0	0	0	0.0	
Vietnam	24	5	1,013	1	1,019	375	11.6	4145.8
Northeast Asia	6,603	41	2,136	20	2,197	415	25.1	-66.7
China	6,125	22	1,674	11	1,707	347	19.5	-72.1
Hong Kong (China)	0	0	0	0	0	0	0.0	
Japan	35	0	72	2	74	7	0.8	111.4
Korea (ROK)	363	3	186	6	195	27	2.2	-46.3
Macau (China)	0	0	0	0	0	0	0.0	
Mongolia	7	0	6	0	6	0	0.1	-14.3
Taiwan (China)	73	16	198	1	215	34	2.5	194.5
Southern Asia	28	5	20	1	26	0	0.3	-7.1
Afghanistan	0	0	0	0	0	0	0.0	
Bangladesh	0	0	1	0	1	0	0.0	
Bhutan	0	0	0	0	0	0	0.0	
India	14	2	4	1	7	0	0.1	-50.0
Iran	5	3	5	0	8	0	0.1	60.0
Nepal	0	0	1	0	1	0	0.0	
Pakistan	2	0	0	0	0	0	0.0	-100.0
Srilanka	7	0	9	0	9	0	0.1	28.6
Oceania	19	1	23	4	28	6	0.3	47.4
Australia	18	1	22	4	27	6	0.3	50.0
Fiji	0	0	0	0	0	0	0.0	
New Zealand	1	0	1	0	1	0	0.0	0.0
Other Asia & the Pacific	0	0	0	0	0	0	0.0	
Europe	230	5	124	25	154	41	1.8	-33.0
Northern Europe	50	1	32	1	34	6	0.4	-32.0
Denmark	3	0	1	0	1	0	0.0	-66.7
Finland	3	0	0	0	0	0	0.0	-100.0
Iceland	1	0	0	0	0	0	0.0	-100.0
Ireland	2	0	3	0	3	1	0.0	50.0
Norway	2	0	0	0	0	0	0.0	-100.0
Sweden	4	0	2	0	2	1	0.0	-50.0
United Kingdom	35	1	26	1	28	4	0.3	-20.0
Western Europe	97	3	65	22	90	20	1.0	-7.2
Austria	14	0	0	0	0	0	0.0	-100.0
Belgium	15	0	1	0	1	0	0.0	-93.3
France	18	2	44	21	67	18	0.8	272.2
Germany	23	0	15	0	15	1	0.2	-34.8
Luxembourg	0	0	0	0	0	0	0.0	
Monaco	0	0	0	0	0	0	0.0	
Netherlands	25	0	3	0	3	0	0.0	-88.0
Switzerland	2	1	2	1	4	1	0.0	100.0
Central / Eastern Europe	55	0	18	1	19	10	0.2	-65.5
Bulgaria	2	0	1	0	1	1	0.0	-50.0
Czech Republic	2	0	1	0	1	1	0.0	-50.0
Estonia	1	0	0	0	0	0	0.0	-100.0
Hungary	3	0	2	0	2	0	0.0	-33.3
Kazakhstan	0	0	3	0	3	1	0.0	
Kyrgyzstan	1	0	0	0	0	0	0.0	-100.0
Latvia	0	0	0	0	0	0	0.0	
Lithuania	5	0	0	0	0	0	0.0	-100.0
Poland	5	0	2	0	2	0	0.0	-60.0
Romania	0	0	1	1	2	2	0.0	
Russian Federation	35	0	7	0	7	5	0.1	-80.0
Slovakia	0	0	0	0	0	0	0.0	
Ukraine	0	0	0	0	0	0	0.0	
Uzbekistan	1	0	1	0	1	0	0.0	0.0
Southern Europe	24	1	8	1	10	4	0.1	-58.3
Croatia	0	0	2	0	2	2	0.0	
Greece	1	0	0	0	0	0	0.0	-100.0

Source: Tourism Statistics Department, MOT.

International Tourist Arrivals to Cambodia by Country of Residence in May 2021

(by all means of transportation)

Regions Country of Residence	2020	2021					Share 2021* (%)	Change 2021*/20 (%)
		Purposes of Visit			Total	Female		
		Holiday	Business	Others				
Grand Total	10,475	4,620	3,958	179	8,757	1,140	100.0	-16.4
Italy	5	0	3	1	4	0	0.0	-20.0
Malta	1	0	0	0	0	0	0.0	-100.0
Portugal	4	0	1	0	1	0	0.0	-75.0
Serbia	2	0	1	0	1	0	0.0	-50.0
Slovenia	3	1	0	0	1	1	0.0	-66.7
Spain	8	0	1	0	1	1	0.0	-87.5
East Mediterranean Europe	4	0	1	0	1	1	0.0	-75.0
Israel	4	0	0	0	0	0	0.0	
Turkey	0	0	1	0	1	1	0.0	
Other Europe	0	0	0	0	0	0	0.0	
Americas	73	4	106	114	224	67	2.6	206.8
North America	72	4	103	114	221	67	2.5	206.9
Canada	15	1	5	2	8	1	0.1	-46.7
Mexico	2	0	3	0	3	2	0.0	50.0
United States of America	55	3	95	112	210	64	2.4	281.8
Central America	0	0	0	0	0	0	0.0	
Costa Rica	0	0	0	0	0	0	0.0	
Honduras	0	0	0	0	0	0	0.0	
Jamaica	0	0	0	0	0	0	0.0	
South America	1	0	3	0	3	0	0.0	200.0
Argentina	0	0	0	0	0	0	0.0	
Brazil	1	0	2	0	2	0	0.0	100.0
Chile	0	0	0	0	0	0	0.0	
Colombia	0	0	1	0	1	0	0.0	
Ecuador	0	0	0	0	0	0	0.0	
Peru	0	0	0	0	0	0	0.0	
Uruguay	0	0	0	0	0	0	0.0	
Venezuela	0	0	0	0	0	0	0.0	
Other America	0	0	0	0	0	0	0.0	
Africa	1	0	12	0	12	2	0.1	1100.0
North Africa	0	0	1	0	1	0	0.0	
Morocco	0	0	1	0	1	0	0.0	
Sudan	0	0	0	0	0	0	0.0	
Tunisia	0	0	0	0	0	0	0.0	
Subsaharan Africa	1	0	11	0	11	2	0.1	1000.0
Cameroon	0	0	1	0	1	0	0.0	
Congo	0	0	0	0	0	0	0.0	
Ghana	0	0	0	0	0	0	0.0	
Kenya	0	0	0	0	0	0	0.0	
Liberia	0	0	0	0	0	0	0.0	
Nigeria	0	0	3	0	3	0	0.0	
South Africa	1	0	7	0	7	2	0.1	600.0
Tanzania	0	0	0	0	0	0	0.0	
Uganda	0	0	0	0	0	0	0.0	
Zimbabwe	0	0	0	0	0	0	0.0	
Other Africa	0	0	0	0	0	0	0.0	
Middle East	18	4	6	2	12	1	0.1	-33.3
Egypt	0	0	2	0	2	1	0.0	
Iraq	0	0	0	1	1	0	0.0	
Jordan	0	0	3	0	3	0	0.0	
Kuwait	0	0	0	0	0	0	0.0	
Oman	0	0	0	0	0	0	0.0	
Palestine	0	0	0	0	0	0	0.0	
Qatar	0	0	0	0	0	0	0.0	
Saudi Arabia	0	0	0	0	0	0	0.0	
Syria	0	0	1	0	1	0	0.0	
United Arab Emirates	18	4	0	1	5	0	0.1	-72.2
Yemen	0	0	0	0	0	0	0.0	
Other Middle East	0	0	0	0	0	0	0.0	